

Union County



Charlotte
Prosperity Zone Sub-Region
Peer County Type: Suburban
[Click to view peer counties](#)

myFutureNC 2026 Attainment Profiles

This profile reflects the county as a whole, not any single institution.

Educational Attainment

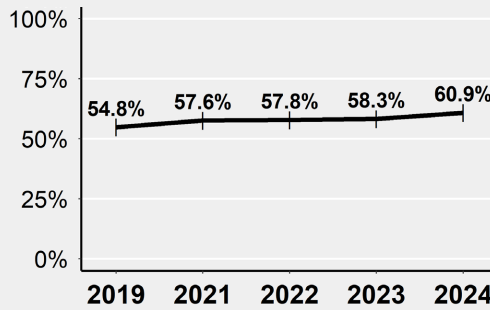
Union County residents ages 25-44, 2024

Have Degree or Credential
35,652
60.9%

No Degree
22,910
39.1%


Residents Ages 25-44
58,562

Educational Attainment Trend



Note: 2020 data not shown due to inconsistency

Educational Level Breakdown, 2024



*ACS excludes non-degree certificates; a 7.5% estimate is used for all counties.

2024 Union County Attainment Progress (ages 25-44)-
21,052 more residents needed to meet 2030 goal

63% (35,652)

2030 Goal: 56,704

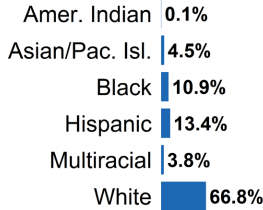
Population Spotlight

2020 Census: 238,237
2024 Estimate: 263,386
Change: 25,149

Growth Rate

10.6% vs. **5.8%**
County State

Race/Ethnicity



\$107,681
Median Household Income (2024)
State: \$74,055



81.6%
Home Owners (2024)
State: 66.8%



82.2%
Households with Broadband (2024)
State: 77.8%



10.6%
Child Poverty Rate (2024)
State: 16.5%



13.7%
Single Parent Households (2024)
State: 17.0%



12.2%
Foreign Born (2024)
State: 9.9%

Top Opportunities for Growth



Family Sustaining Wage

64% of Union County adults 25-44 earn a family sustaining wage, below the state goal of 66%.

In Charlotte Prosperity Zone Sub-Region:

82.1%

of postsecondary degrees and certificates conferred by regional institutions are aligned with labor market needs.

Top Misalignments

Job Openings vs. Degrees/Certificates

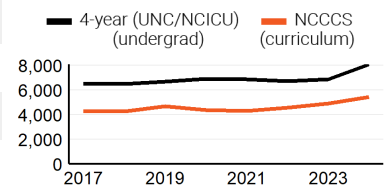
- **Education** Jobs < Creds
- **Management & Entrepreneurship** Jobs > Creds
- **Digital Technology** Jobs > Creds

Top 3 5-Star Jobs in Charlotte PZ Sub-Region

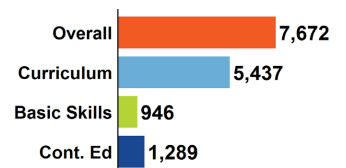
Job Title	Annual Growth
Nurse Practitioners	5.34%
Physician Assistants	3.68%
Medical and Health Services Managers	3.59%

[Click to view complete list for above table](#)

Union County Residents Enrolled in NC Colleges & Universities (2017-2024)



Union County Residents Enrolled in NCCCS, Fall 2024



Union County is served by:

- Centralina Workforce Development Board
- Centralina Regional Council

Union County Resident ApprenticeshipNC Program Enrollment

51 residents enrolled in registered pre-apprenticeships in 2024
323 residents enrolled in ApprenticeshipNC program in 2024

Charlotte PZ-Sub Region UNC and NCCC Outcomes

14,472 graduates in 2023
74.8% of 2019 graduates were employed in NC in 2024
\$53,504 annual average earnings of graduates employed in NC (includes both part-time and full-time jobs), 2024

64.2% of adults (ages 25-44) in Union County earned a **family sustaining wage**. Peer: 52.4% | State: 57.8%, 2024

10.2% of youth (ages 16-24) in Union County were **Opportunity Youth**. Peer: 11.2% | State: 10.3%, 2023

84.9% of adults (ages 25-44) in Union County **participated in the labor force**. Peer: 83.4% | State: 84.4%, 2024

Top 3 Employers in Union County

Employer	Employment Range
Union County Schools	1000+
County of Union	1000+
ATI Specialty Materials	1000+

[Click to view complete list for above table](#)

Top 3 Industries in Union County

Industry	Jobs Percent
Manufacturing	12,272 16.6%
Construction	10,487 13.4%
Retail Trade	8,471 11.2%

[Click to view complete list for above table](#)

LABOR MARKET ALIGNMENT

POSTSECONDARY COMPLETION

Top Opportunities for Growth



Postsecondary Completion

68% of Union County high school graduates who enroll in postsecondary education earn a degree or certificate within 6 years, below the state goal of 80%.

Degree Certificates Awarded in PZ Sub-Region, 2024

8,389 Certificate | 6,551 Associate | 8,810 Bachelor's

Adult Learners

Union County Residents Aged 25+ enrolled in NC Community Colleges, Fall 2024

692 Basic Skills
1,082 Continuing Education
805 Curriculum

10.6% of residents (aged 25-44) have some college but no degree. Peer: 14.5% | State: 11.1%, 2024



14.8% of Union County residents have student loan debt, 1.1% of debt holders had student loans in default. 2024

Success of Union County High School Graduates

89.3% of 2022 high school graduates who enrolled persisted to their second year. Peer: 82.6% | State: 81.9%, 2024

68.5% of 2017 high school graduates who enrolled earned a degree or certificate within 6 years. Peer: 60.8% | State: 60.2%, 2024

Top College Destinations of Union County Residents (Enrolled in Fall 2024)

- 4,711 of all college-goers attended South Piedmont CC
- 2,127 of all college-goers attended Central Piedmont CC
- 1,605 of all college-goers attended UNC Charlotte

COLLEGE & CAREER ACCESS

Top Opportunities for Growth

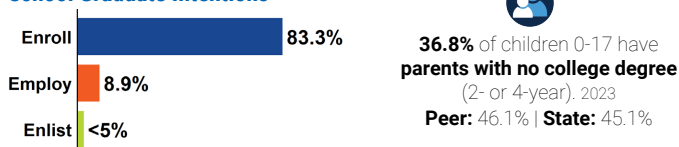


FAFSA Completion

62% of Union County high school seniors complete the FAFSA, below the state goal of 80%.

61.8% of 2025 high school class completed the FAFSA as of Sept. 26, 2025. 621 more needed to complete in 2025 to meet state goal of 80%. Peer: 61.1% | State: 60.8%

Class of 2024 Traditional Public High School Graduate Intentions

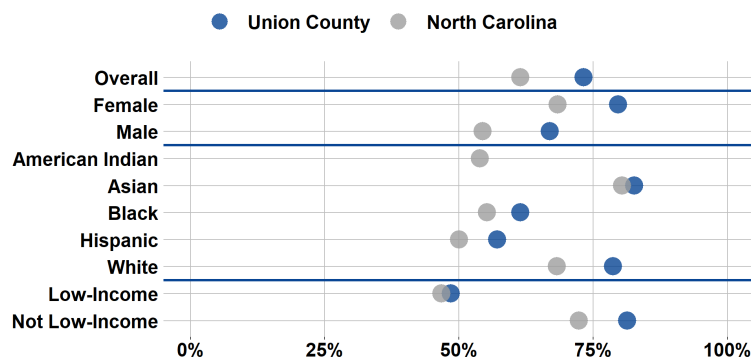


36.8% of children 0-17 have parents with no college degree (2- or 4-year). 2023
Peer: 46.1% | State: 45.1%

93.0% of 9th graders graduated within four years. 67 more needed to meet state goal of 95%. Peer: 88.5% | State: 88.0% 2024

71.5% of 2023 graduates enrolled in a postsecondary institution within 12 months. Peer: 59.0% | State: 59.7% 2024

Union County Class of 2023 Traditional High-School Graduates Who Enrolled in College Within 12 Months



Note: Outcomes for groups with less than 10 students, <5% or >95% are not displayed.

ACADEMIC READINESS

Top Opportunities for Growth



NC Pre-K Enrollment

43% of Union County eligible 4-year-olds are enrolled in NC Pre-K, below the suburban county average of 48%.

43.0% of eligible 4-year-olds enrolled in NC Pre-K program in 2025. 261 more needed to meet state goal of 75%. Peer: 47.8% | State: 58.5%

Note: Enrollment numbers only include students served by the NC Pre-K Program and may not represent all Pre-K offerings available.

Union County Traditional Public Schools students:

43.6% of 3-8 graders earned college-and-career-ready scores in reading in 2025. 5,439 more needed to meet state goal of 73%. Peer: 30.8% | State: 30.8%

59.6% of 3-8 graders earned college-and-career-ready scores in math in 2025. 4,882 more needed to meet state goal of 86%. Peer: 37.8% | State: 37.3%

16.5% of students were chronically absent from school in 2024. 2,382 fewer needed to meet state goal of 11%. Peer: 23.7% | State: 25.7%



Union County has a student-to-school counselor ratio of 308:1 compared to 336:1 in peer counties. 2025

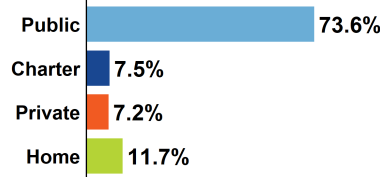


0.5% of students drop out of high school (78 total students), compared to 2.0% statewide. 2024

School & Student Overview (2025 school year)

Traditional Public School District(s): 1
Traditional Public School(s): 52
Charter School(s): 4
Private School(s): 21
Home School(s): 3,964

55,191 total K-12 students enrolled in schools.



Pathways to College and Career

Students in traditional public schools completed 13,161 Career & Technical Education (CTE) certificates and 3,996 concentrations (industry-valued credential data to be updated spring 2026). The top three CTE concentrations: Health Science; Agricultural, Food, & Natural Resources; and Arts, Audio/Video Technology, & Communications, 2024



3,852 (26.7%) high school students took at least one AP, IB, or CIE exam. State: 18.4% (2024).



1,174 (33.9%) high school graduates participated in Career & College Promise programs. State: 36.0% (2024).

For more information about each indicator, including data sources and methodology, visit:

dashboard.myfuturenc.org/county-data-and-resources/